



# ***RODENTICIDES***

**TECHNICAL PRODUCT CATALOG AND USER GUIDE**  
**BEST BAIT. BEST RESULTS**



**RODENT CONTROL PROGRAM**

**Havoc DeciMax CyKill Ramik Prozap**

# 4-STEP RODENT CONTROL PROGRAM

INDOOR • OUTDOOR

## 1 PREVENT

**Clean, clear and implement preventive measures.**

- Eliminate debris and other harborage for rodents in and around the facility.
- Remove easily accessible rodent food sources including spilled feed. Eliminating food sources increases the effectiveness of rodent baits.
- Clear/mow around the facility ~ 1 meter (3 ft.) to discourage rodents from entering.

## 3 EXECUTE

**Implement baiting strategy according to target rodents and locations.**

- **Inside:** Use bait stations. Place packs should be set in attics, ceilings, or other hard to access areas that rodents are using. Use Havoc-XT® Blok, Havoc® Bait Packs, DeciMax soft bait or blocks, Ramik® Blocks or bars, and bulk baits or Cykill® Blocks.
- **Outside:** Along the perimeter, place bait stations. Use Ramik® Blocks, bars and bulk baits or DeciMax soft bait or blocs and replace eaten bait at least weekly to start.
- Determine areas where rats and mice will most likely find and consume the bait. Generally, these areas are along walls, by gnawed openings, beside burrows, in corners and concealed places, between floors and walls, or in locations where rats or their signs have been seen. Protect bait from rain and snow. Remove as much alternative food as possible.

- Contact SyrVet Canada for more specific baiting suggestions.

## 2 IDENTIFY

**Find the location and severity of the problem.**

- Examinations done at dawn or dusk work best.
- Are there fresh droppings, burrows, tracks or gnaw marks?
- Be sure to inspect ceilings, other elevated runways and facility grounds.
- Do you have rats, mice, or both?

### Did you know?

Rats and mice are known to carry and transmit more than 35 diseases that are threats to humans and domestic livestock.

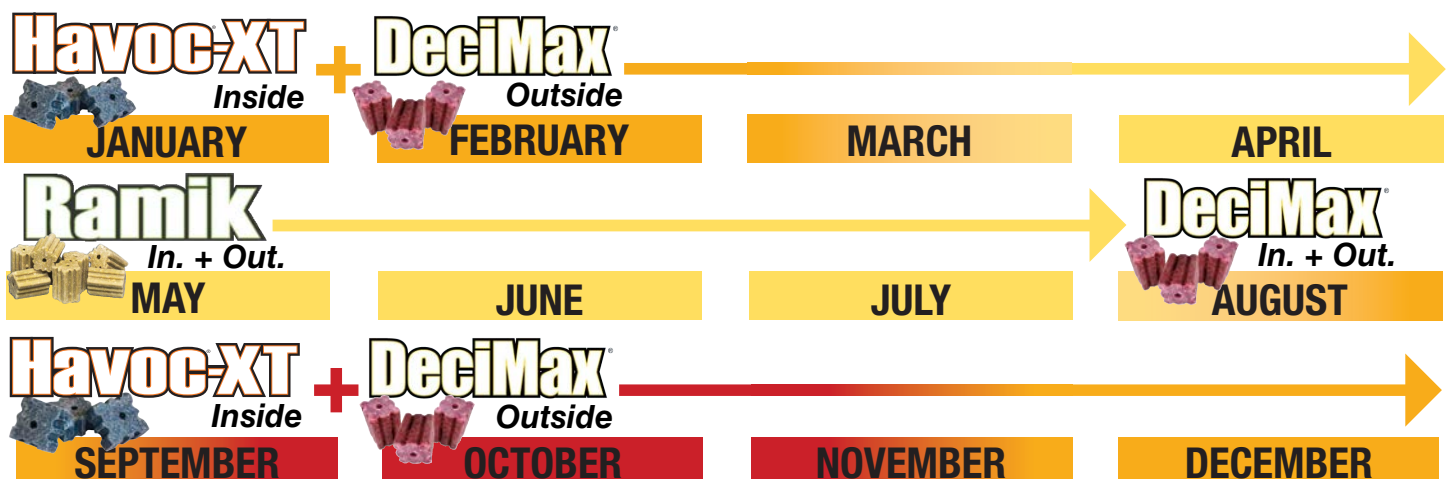
At least 20 percent of the world's food is eaten or contaminated by rats and mice each year.

Rodent feces and urine are a source of gastrointestinal diseases such as Salmonellosis or E.Coli infections.

## 4 MONITOR

**Monitor the effectiveness of your program with record keeping.**

Frequency of baiting should change with increased activity.



# Comparative Table

Choose the right bait for your needs

Product Family	Technical Information				Placement		Available Formats		
	Rodenticide Type	Strength	Price	Permit needed	In.	Out.	Bloc	Pellets	Other
<b>Ramik</b> (Diphacinone 0,005%)	Anticoagulant 1st gen.	•	\$	X	X	X	X	X	Bar
<b>Ramik Domestic</b> (Diphacinone 0,005%)	Anticoagulant 1st gen.	•	\$		X	X	X		Pre-baited Station
<b>Havoc</b> (Brodifacoum 0,005%)	Anticoagulant 2nd gen.	••	\$\$	X	X		X	X	
<b>DeciMax</b> (Bromadiolone 0,005%)	Anticoagulant 2nd gen.	••	\$\$	X	X	X	X		Soft Bait
<b>Prozap</b> Tracking Powder (Zinc Phosphide 10%)	Acute Toxicant	•••	\$\$\$	X		X			Tracking Powder
<b>Prozap</b> Pellets (Zinc Phosphide 2%)	Acute Toxicant	••	\$	X	X	X		X	
<b>Burrow Oat</b> Bait (Zinc Phosphide 2%)	Acute Toxicant	••	\$	X		X			Coated Oat

# Ramik®

Ramik® comes in various forms and package sizes suitable for any use, from rat infestations encountered in livestock and poultry production facilities to the occasional mouse in the house. See the size offerings and usage guides on the following pages to choose a Ramik® product that's right for your particular needs.

- 1st generation anticoagulant: diphacinone
- Available in nuggets, bars and blocks configurations
- Fish flavored for high palatability
- Food-quality grain mix
- Can be used indoors and outdoors
- Especially suited for wet or damp areas

## Active ingredient

Diphacinone 0.005%

**Commercial**

## Bait bulks



Ramik® bait bulks are available in 3/16" nuggets.

## Bars



Ramik® Bars can be used whole, or easily broken into individual pieces.

## Blocks



Ramik® Blocks are perfect for making multiple bait placements by securing in bait station boxes.

## Application

## Intended Use

## Item

### RAMIK® GREEN Bait Packs



**TARGET RODENTS :** Norway rats, Roof Rats and House Mice

**RATS:** Place bait 6 to 9 meters apart. 2 to 8 bait packs should be used per location. Maintain an uninterrupted supply of bait for at least 15 days. Continue baiting until all signs of feeding have stopped. Replace damp and mouldy bait.

**MICE:** Place bait 2 to 3 meters apart. 1 to 2 bait packs should be used per location. Bait placements should be kept permanently to prevent new infestation.


This product can be used in wet or damp locations such as river banks, railroad tracks, loading areas; in or around rat holes, under granaries, along fences, garbage dumps, etc. All outdoor placements must be made in tamper-proof bait boxes. This product is equally effective in dry areas such as the insides of buildings and other protected areas. Place baits in tamper-proof bait stations along walls, in corners, and in concealed locations where rats can feed undisturbed.


### HC-112950

30 x 50 g  
Bait Packs  
1.5 kg bucket  
**Commercial**

### HC-110951

150 x 50 g  
Bait Packs  
7.5 kg bucket  
**Commercial**

	Application	Intended Use	Item
<b>RAMIK® GREEN</b> Bait Bulks  	<p><b>TARGET RODENTS :</b> Norway Rats, Roof Rats, House Mice and Ground Squirrels</p> <p><b>RATS:</b> Place bait 6 to 9 meters apart. At least 115 grams of bait should be used per location. Maintain an uninterrupted supply of bait for at least 15 days. Continue baiting until all signs of feeding have stopped. Replace damp and mouldy bait.</p> <p><b>MICE:</b> Place bait 2 to 3 meters apart. At least 115 grams of bait should be used per location. Bait placements should be kept permanently to prevent new infestation.</p> <p><b>GROUND SQUIRRELS:</b></p> <p><b>Hand Baiting:</b> Place 15 grams (200 pellets) of bait in each hole. Revisit the site after 48 hours and rebait all holes where the bait has been consumed or removed. Do not rebait holes where the bait has been undisturbed. A third visit may be necessary for full control.</p> <p><b>Bait Station Method:</b> Determine the approximate population of ground squirrels by a visual count over a 2 day period. Establish protected bait stations or tamper-proof bait boxes every 30 to 60 meters. Use one box for every 50 animals counted. Set 500 grams of bait per station. Check daily and maintain an uninterrupted supply for 3 weeks or until feeding has stopped.</p>	<p>For the control of mice and rats (indoors and outdoors), groun squirrels (columbian, franklin's, thirteen-lined and richardson's) in farm yards, grain fields, nurseries, residential areas, turf (ornamental and sports) and vegetable gardens.</p> <p>This product can be used in wet or damp locations such as river banks, railroad tracks, loading areas; in or around rat holes, under granaries, along fences, garbage dumps, etc. All outdoor placements must be made in tamper-proof bait boxes. This product is equally effective in dry areas such as the insides of buildings and other protected areas. Place baits in tamper-proof bait stations along walls, in corners, and in concealed locations where rats can feed undisturbed.</p>	<b>HC-112952</b> 10 Kg bucket

	Application	Intended Use	Item
<b>RAMIK® BARS</b>  	<p><b>TARGET RODENTS :</b> Norway rats, Roof Rats and House Mice</p> <p><b>RATS:</b> Place 1 to 4 RAMIK® Bars per bait station, at intervals of 4.5 to 9 meters per placement. Maintain an uninterrupted supply of fresh bait for at least 15 days or until signs of rat activity cease.</p> <p><b>MICE:</b> Place 1 RAMIK® Bar per bait station, at intervals of 1.5 to 3.0 meters per placement. Maintain an uninterrupted supply of fresh bait for at least 15 days or until signs of mouse activity cease.</p>	<p>For the control of Norway Rats, Roof Rats and House Mice indoors, and outdoors within 15 meters of buildings (home, industrial and agricultural buildings). Rodenticide bait can be placed in tamper-resistant bait stations along fence line of properties, outside of the 15-meter limit but within a 100 meters of buildings, if the station is securely fastened (e.g., nailed down) to the fence or the ground.</p>	<b>HC-116334</b> 4 bars of 454 g <b>Commercial</b>



## Application

## Intended Use

## Item

### RAMIK® BLOCKS



**TARGET RODENTS :** Norway rats, Roof Rats and House Mice

**RATS:** Place bait station 6 to 9 meters apart. At least 4 to 16 Ramik® Blocks should be used per location. Maintain an uninterrupted supply of fresh bait for at least 15 days or until signs of mouse activity cease.

**MICE:** Place bait stations 2 to 3 meters apart. A minimum of 1 Ramik® Blocks should be used per location. Maintain an uninterrupted supply of bait for at least 15 days. Maintain an uninterrupted supply of fresh bait for at least 15 days or until signs of mouse activity cease.

For the control of Norway Rats, Roof Rats and House Mice indoors, and outdoors within 15 meters of buildings (home, industrial and agricultural buildings). Rodenticide bait can be placed in tamper-resistant bait stations along fence line of properties, outside of the 15-meter limit but within a 100 meters of buildings, if the station is securely fastened (e.g., nailed down) to the fence or the ground.

### HC-116335

28.3g / block  
64 blocks / bucket  
**Commercial**

### HC-116350-CAN

28.3g / block  
320 blocks / bucket  
**Commercial**

## Application

## Intended Use

## Item

### RAMIK® MOUSE MAZE™ Pre-baited Disposable Station



**TARGET RODENTS :** House Mice

Place the Ramik Mouse Maze indoors in locations where mice are most likely to find and consume the bait. Place the bait in concealed corners, along walls, where mice feed. Place at 1.5 to 3 meters intervals where mice are active.

Maintain an uninterrupted supply for a period of 15 days or more.

This product may only be used to control house mice (*Mus musculus*) in homes, and in industrial, commercial, or agricultural buildings. Do not place bait in areas where there is a possibility of contaminating food or surfaces that come in contact with food.

Do not use this product outdoors or in areas accessible to children, pets, domestic animals, or non-target wildlife.

### HC-000600

Box of 2  
12 per case

**DOMESTIC**

## Application

## Intended Use

## Item

### RAMIK® MOUSER RF™ Refillable Bait Station



**TARGET RODENTS :** House Mice

Place the Ramik Mouse Maze indoors in locations where mice are most likely to find and consume the bait. Place the bait in concealed corners, along walls, where mice feed. Place at 1.5 to 3 meters intervals where mice are active. Maintain an uninterrupted supply for a period of 15 days or more.

This product may only be used to control house mice (*Mus musculus*) in homes, and in industrial, commercial, or agricultural buildings. Do not place bait in areas where there is a possibility of contaminating food or surfaces that come in contact with food. Do not use this product outdoors. This bait station may be used in indoor areas accessible to children, consistent with all use restrictions and other requirements indicated on the label.

### HC-000800

1 refillable bait station and  
8 x 28,3g block in a  
resealable pouch

### HC-000900

1 refillable bait station and  
16 x 28,3g block in a  
resealable pouch

**DOMESTIC**

# DeciMax®

## BROMADIOLONE BAIT

Decimax bait are available in two formats, DeciMax Blocks and DeciMax soft bait. It utilizes the active ingredient Bromadiolone a second generation anticoagulant which is highly effective in the control of rats and mice.

### DeciMax Soft Bait:

- Highly palatable soft bait manufactured with the highest quality food grade ingredients
- Made without wax and synthetic peanut butter flavoring which produces a very palatable bait.
- High performance in cold or hot weather conditions for indoor and outdoor applications

### DeciMax Blocks:

- Food grade ingredients provide an irresistible formulation for effective rodent control
- All Weather formulation reduces the risk of ruined bait
- For indoor and outdoor control of Norway and Roof Rats and House Mice

#### Active Ingredient

Bromadiolone 0.005%  
**Commercial**



10g sachets in plastic bags  
to maintain freshness

**NEW !**



Available in 28g (1 oz) blocks

#### Application

**TARGET RODENTS :** Norway rats, Roof rats and House mice indoors and outdoors

**RATS:** Apply 8 to 42 bait bags or 3 to 15 blocks per placement for controlling Norway and Roof rats. Space placements 5 to 10 m apart. Use higher rate in areas with signs of high rat activity. Maintain a constant supply of fresh bait for 10 days or until signs of rat activity cease.

**MICE:** Apply 1 to 2 bait bag(s) or 1 to 2 blocks per placement for controlling house mice. Space placements 2 to 4 m apart at locations with signs of house mouse activity. Two bags may be needed at points of very high mouse activity. Maintain a constant supply of fresh bait for 15 days or until signs of house mouse activity cease.

#### Intended Use

Use DeciMax Soft Bait or Blocks for the control of Norway rats, Roof rats and House mice indoors and outdoors within 15 metres of buildings (residential, commercial, industrial, agricultural, public buildings and port or terminal buildings).

Rodenticide bait can be placed in tamperresistant bait stations along the fence line of properties, outside of the 15-metre limit but within 100 metres of buildings, if the station is securely fastened (e.g., nailed down) to the fence or the ground.

#### Item

#### DeciMax Soft Bait

HC-116841-CAN

4 kg Pail

**Commercial**

HC-116840-CAN

10 kg Pail

**Commercial**

#### DeciMax Blocks

HC-116660-CAN

4 kg Pail

**Commercial**

HC-116665-CAN

10 kg Pail

**Commercial**



# Havoc®

## BRODIFACOUM BAIT PRODUCTS

Brodifacoum is the strongest anticoagulant rodenticide available\*. Havoc® products combine brodifacoum with a special mixture of highly attractive bait ingredients along with patented food processing techniques. The result is a superior, single-feed rodenticide with a unique bait delivery system.

Havoc is available in bait packs or blocks. The design of Havoc-XT Blok® include a hole through the center allowing for secure bait placement.


See the size offering and usage guides on the following pages to choose a Havoc® product that's right for your particular needs.

- Second generation anticoagulant - the strongest available\*
- May kill both rats and mice in a single night's feeding
- Available in bait packs and block configurations
- Contains Bitrex®, a child and non-target deterrent
- For indoor use only

### Active Ingredient

Brodifacoum 0.005%


**Commercial**




Havoc-XT®'s unique shape makes it easy for rats and mice to gnaw on. Havoc® baits are available in convenient place packs.





	Application	Intended Use	Item
<p><b>HAVOC®</b> Double Bait Packs 100 g per pack (2x50 g)</p> 	<p><b>TARGET RODENTS :</b> Norway rats, Roof Rats and House Mice</p> <p><b>RATS:</b> Place 50 to 100g of Havoc® Rodenticide Bait Packs at intervals of 4.5 to 9 meters. Maintain an uninterrupted supply of fresh bait for at least 10 days until signs of rat activity cease.</p> <p><b>HOUSE MICE:</b> Open pack and apply 15 to 25g Havoc® Rodenticide Bait every 2 to 4 meters. Maintain an uninterrupted supply of fresh bait for at least 15 days or until signs of mouse activity cease.</p>	<p>Use bait to control the Norway rat (<i>Rattus norvegicus</i>), Roof rat (<i>Rattus rattus</i>), and House mouse (<i>Mus musculus</i>) in farm buildings.</p> <p>For areas not directly related to food processing: Use only in non-food or non-feed area where feed, food, packaging and handling equipment are never opened or exposed.</p> <p>For areas where feed or food is processed, served, or stored: In meat and food processing plants (processing areas), use only when plant is not in operation. Remove or cover all food, packaging material and utensils before placing bait in baiting stations. Determine areas where rats and/or mice will most likely find and consume the bait.</p> <p>Generally, these areas are along walls, by gnawed openings, in or beside burrows, in corners and concealed places, between floors and walls, or in locations where rodents or their signs have been observed.</p>	<p><b>HC-116372</b> 4 kg pail 40 Double Bait Packs <b>Commercial</b></p> <p><b>HC-116358</b> 8 kg pail 80 Double Bait Packs <b>Commercial</b></p>

	Application	Intended Use	Item
<p><b>HAVOC-XT® BLOK™</b> Bait blocks</p> 	<p><b>TARGET RODENTS :</b> Norway rats, Roof Rats and House Mice</p> <p><b>RATS:</b> Place 5–10 of Havoc® XT Blok usually at intervals of 5 to 10 meters per placement. Maintain an uninterrupted supply of fresh bait for at least 10 days until signs of rat activity cease.</p> <p><b>HOUSE MICE:</b> Place 1 Havoc® XT Blok at intervals of 2.5 to 4 meters per placement. Larger placements (2 baits) may be needed at points of very high mouse activity. Maintain an uninterrupted supply of fresh bait for 15 days or until signs of mouse activity cease.</p>	<p>Use bait to control the Norway rat (<i>Rattus norvegicus</i>), Roof rat (<i>Rattus rattus</i>), and House mouse (<i>Mus musculus</i>) in farm buildings.</p> <p>For areas not directly related to food processing: Use only in non-food or non-feed area where feed, food, packaging and handling equipment are never opened or exposed.</p> <p>For areas where feed or food is processed, served, or stored: In meat and food processing plants (processing areas), use only when plant is not in operation.</p> <p>Remove or cover all food, packaging material and utensils before placing bait in baiting stations.</p> <p>Determine areas where rats and/or mice will most likely find and consume the bait. Generally, these areas are along walls, by gnawed openings, in or beside burrows, in corners and concealed places, between floors and walls, or in locations where rodents or their signs have been observed.</p>	<p><b>HC-116361</b> 4.5 kg pail 227 blocks of 20 g <b>Commercial</b></p> <p><b>HC-116370</b> 800 g pail 40 blocks of 20 g <b>Commercial</b></p>



## Zinc Phosphide Tracking Powder

### **Restricted use pesticide**

Use bait to control house mice and Norway rats inside of industrial and agricultural buildings and similar man-made structures where mice and rats can enter.

Prozap 10% Zinc Phosphide Tracking Powder may be dusted into wall voids, spaces between floors or into burrows utilizing hand-powered dusters such as bulb or bellows type.

Only to be used by certified pest control operators, farmers, and persons authorized in government-approved pest control programs.



### **Commercial**

**Active Ingredient:** Zinc Phosphide 10%

*Refer to the application and usage on the label. Always read container label for a complete list of uses and instructions.*

### **Intended Use**

### **Item**

#### **NOT FOR USE IN RESIDENTIAL AREAS**

**SELECTION OF TREATMENT AREAS:** Determine dry, acid-free areas where mice and rats will most likely pick up Prozap 10% Zinc Phosphide Tracking Powder on their feet or fur and ingest it during grooming. Generally, these areas are along walls, by gnawed openings, in or beside burrows, in corners and concealed places, in spaces between floors and walls, or in locations where rodents or their signs have been observed. Remove goods piled directly on floor and place on skids. Use boxes or other obstacles to force rodents to travel through constricted areas.

**DIRECTIONS FOR USE:** Use bait to control house mice and Norway rats inside of industrial and agricultural buildings and similar man made structures where mice and rats can enter.

**APPLICATION DIRECTIONS HOUSE MICE:** Evenly sprinkle 3 to 6 grams of Prozap 10% Zinc Phosphide Tracking Powder in approximately 7 cm by 60 cm patches. Prozap 10% Zinc Phosphide Tracking Powder may be dusted into wall voids, spaces between floors or into burrows utilizing hand-powered dusters such as bulb or bellows type. Maintain Prozap 10% Zinc Phosphide Tracking Powder in treated areas for at least 20 days. Collect and dispose of all dead animals and used powder properly. DO NOT treat in the same area with this product at less than 30 day intervals.

**APPLICATION DIRECTIONS NORWAY RATS:** Evenly sprinkle 9 grams of Prozap 10% Zinc Phosphide Tracking Powder in approximately 10 cm by 30 cm patches. Prozap 10% Zinc Phosphide Tracking Powder may be dusted into wall voids, spaces between floors or into burrows utilizing hand-powered dusters such as bulb or bellows type. Maintain Prozap 10% Zinc Phosphide Tracking Powder in treated areas for at least 20 days. Collect and dispose of all dead animals and used powder properly. DO NOT treat in the same area with this product at less than 30 day intervals.

#### **HC-112848-CAN**

9.07 kg Pail

**Commercial**



# Burrow Oat

## Zinc Phosphide Oat Bait

### Restricted use pesticide

Zinc phosphide, a powerful acute rodenticide. The fast-acting baits are formulated with a special blend of processed grains that are especially appealing to rodents.

- Controls pocket gophers, and Columbian and Richardson ground squirrels
- Bait uses food-grade, steam-rolled oat groats for improved palatability
- De-hulled groats will not germinate
- Kiln dried process eliminates germination and kills bacteria and mold
- Contains an attractive protein concentration of 14–22%



### Commercial

**Active ingredient:** Zinc phosphide 2%

*Refer to the application and usage on the label. Always read container label for a complete list of uses and instructions.*

### Intended Use

### Item

OAT BAIT can be used in a management program including application with a burrow builder. Applications can be made in spring, summer and fall. For best results apply prior to or following vegetative growth.

OAT BAIT can be used in such areas as alfalfa fields, pastures, rangeland, golf courses, parks and to protect non-crop areas such as newly planted tree rows, road sides and buried lines.

Bait placed outdoors, above-ground in residential areas, public areas, or any other sites that are or will be open to the public (for example, Pick-Your-Own sites) or in locations accessible to pets or livestock MUST be placed in tier 1 bait stations.

#### DIRECTION FOR USE

NORTHERN POCKET GOPHERS and GROUND SQUIRRELS:

BURROW OAT BAIT can be used in a management program including application with a burrow builder.

Applications can be made in spring, summer and fall. For best results apply prior to or following vegetative growth.

Consult your provincial vertebrate pest control specialist for the best management practices in your area. BURROW

OAT BAIT can be used in such areas as alfalfa fields, pastures, rangeland, golf courses, parks and to protect non-crop areas such as newly planted tree rows, road sides and buried lines.

#### BURROW BUILDER USE FOR POCKET GOPHERS

Use a burrow builder machine like the WESTERN AL-FALFA or the GOFER. Form a burrow at a depth of 20-40 cm. The machines deliver the bait inside the artificial tunnels that intercept the gopher's runways. Apply BURROW OAT BAIT at a rate of 3.3 kg/ha. Apply in a checkerboard pattern throughout the infested area. Apply in burrow runs 7.5 metres apart. After application level mounds using a harrow or similar implement to allow for ease of mound activity monitoring. Check efficacy ten days after application using a mound activity count. Any remaining active mounds should be treated again using a hand probe or burrow builder to achieve maximum efficacy. Repeat applications may be necessary. Treating field margins may inhibit reinvasion.

**HC-0694120**

Bait Bulks 20 kg

**Commercial**



## Zinc Phosphide Pellets

### *Restricted use pesticide*

Zinc phosphide, a powerful acute rodenticide, is contained in all Prozap® rodent bait formulations. These fast-acting baits are formulated with a special blend of processed grains that are especially appealing to rodents.

Rapid and economical control of large infestations of mice or rats in and around livestock and poultry buildings; gophers can also be effectively controlled with direct burrow application.

- Attractive protein concentrations.
- Contains less dust than competitor formulations.
- Pellets utilize a special hardening agent and can withstand up to 1½" of rainfall before melting.
- Easily filters through vegetation.

For spot treatments in and around buildings, orchards and groves, vineyards, rangeland and non-crop areas such as lawns, ornamentals, golf courses, parks and nurseries.

Only to be used by certified pest control operators, farmers, and persons authorized in government-approved pest control programs.



### **Commercial**

**Active ingredient:** Zinc phosphide 2%

*Refer to the application and usage on the label. Always read container label for a complete list of uses and instructions.*

### Intended Use

**POCKET GOPHERS** (*Thomomys talpoides*) and **GROUND SQUIRRELS**, e.g.: Richardson's, Columbian, Thirteen-lined and Franklin's (*Spermophilus* sp.): Place one level teaspoon full amount into each burrow.

**MEADOW VOLES** (*Microtus* sp.) and **DEER MICE** (*Peromyscus* sp.): in orchards and nurseries. When using bulk product make a broadcast application by means of a cyclone seeder, fertilizer drill, seed drill or similar equipment. The rate of application is 4.5–9 kg of bait per hectare, depending on the severity of infestation.

**HOUSE MICE** (*Mus musculus*): Place bait in level teaspoon full amounts every 2.5 – 3.7 m in bait stations. Ensure the availability of enough bait until feeding is no longer apparent.

**NORWAY RAT** (*Rattus norvegicus*) and **ROOF RAT** (*Rattus rattus*): around farm buildings, feed barns, storage sheds, poultry houses and industrial buildings: Place bait in level teaspoons full amounts in rat burrows where rat signs are apparent. Ensure the availability of enough bait until feeding is no longer apparent. Do not leave bait accessible to children, pets, domestic animals and birds.

### Item

#### **HC-115163-CAN**

Pellets Bulks 20 kg

**Commercial**



# TRAPS AND BAIT STATIONS

## MULTIPLEX®

### High density bait station

**HC-404** (33 x 25 x 7.5 cm)

- Perfect for use with Havoc-XT Blok bait (sold separately); fit up to eight 20-gram blocks per horizontal rod
- Vertical and hanging block layouts; vertical rods can withstand an inch of water
- Superior strength walls with overlapping cover edges that prevent “finger holds” for high tamper resistance
- Gray color keeps station cooler, resulting in less melted bait
- Can also house two standard mouse snap traps



## RODENT CAFE®

### Rodent Bait Station

**HC-560** (27 x 30 x 8 cm)

- Low-profile design for increased rodent activity and to prevent any water from entering and affecting bait
- High-capacity bait chamber built to allow horizontal and vertical bait placement. Heavy-duty key and rod packs included
- Heavy-duty design using thick-walled plastic designed to withstand being stepped on without damage
- Rotating hinge design provides years of dependable service, unlike most stations that use a hinge permanently attached to the base

**Ramik**



## RAMIK® RODENT BAIT STATION

**HC-500** (23.75 x 17.5 x 9 cm)

- Lockable and tamper-resistant Interior vertical rods for securing bait
- Two openings for rodents

**Ramik**



## Multi-Catch Mouse Trap

### HC-945

- Can hold over a dozen mice at one time
- Non-toxic – child and pet safe
- Use again and again
- No set-up or assembly required
- Can be used with glue board (1 glue board included)



HC-945

**Ramik**

## Glue Traps and Glue Boards

**HC-116220** Mouse Glue Trap (4 pack)

**HC-116230** Rat Glue Trap (2 pack)

**HC-940** Mice and Insect Glue Trap (4 pack)

- Non-toxic, disposable and ready-to-use
- Traps without poisons, no additional baits needed
- Premium glue



HC-116230



HC-116220



HC-940

**Ramik**

## Snap Traps

**HC-116221** Mouse Snap Traps (2 pack)

**HC-116231** Rat Snap Traps (1 pack)

- Available in two sizes: rat (large) and mouse (small)
- One-touch trap setting is easy to set
- Touch-free rodent disposal
- Fill deep bait well with food or nesting material



HC-116221



HC-116231

**Ramik**

# Attic Attack

## *bait station*

**Baiting for rats and mice in attics just got easier.**

**Tired of having to go in attics to bait for rats and mice?  
Attic Attack bait station allows you to bait from the floor.**

Neogen's innovative and patented Attic Attack Bait Station simply and effectively places rodent bait right where roof rats and mice are active— while eliminating the need to enter difficult to access attic spaces. The unique design allows for easy installation of mounting base in all ceiling material and stays in place while the station can be removed and baited without the need for a key. Once bait is eaten the indicator flag will drop alerting you it's time for more bait.

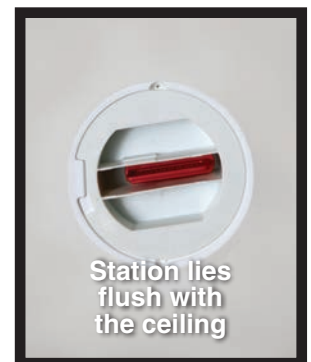




**HC-375179**

### **Neogen's Attic Attack Bait Station offers:**

- A simple method to help control roof rats and mice in attic spaces
- Easy-to-mount design to make setup simple
- Complete access from below without the need for special keys or tools
- An easily visible flag indicates bait has been consumed
- Compatibility with all of Neogen's block-style and soft baits, including Havoc®, CyKill™ and DeciMax®.

### **HC-375179 Attic Attack Bai**







**SyrVet**  
Canada

1-888-779-7838

[www.syrvetcanada.ca](http://www.syrvetcanada.ca)

